


Series 1: Making Drawing Software is Easy with Java.....

Java Drawing Tool GhinPaint Ver 1.0



Volume 1.0

by

Goen-Ghin

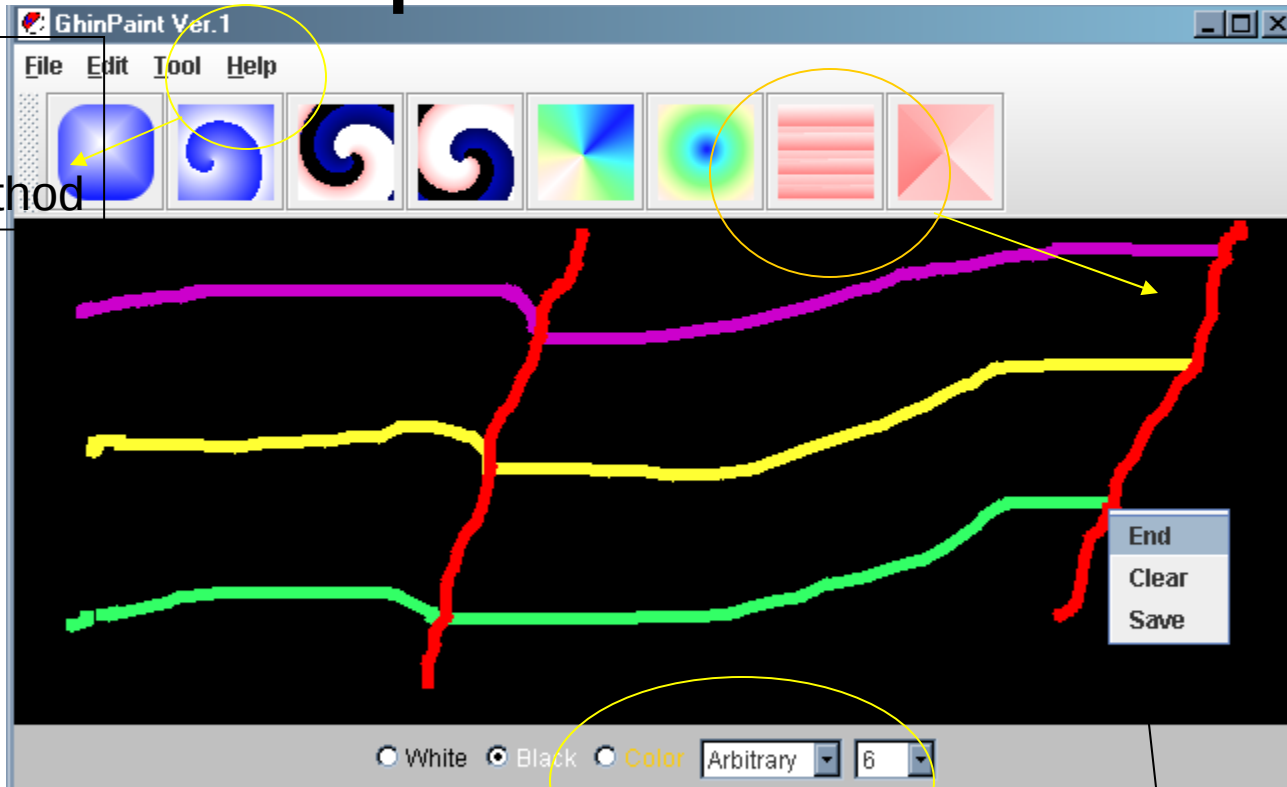
<http://javageo.com>

<http://groups.yahoo.com/group/JavaGeo/>

Introduction

- This volume 1, will bring you to the world of java programming to create a software for drawing easily
- It's help you to know how to draw/painting,save,load points, change color,save configuration and more
- Give you an idea to make interpretation tool and also design java swing components to any software that you want to create !

The Snapshot of GhinPaint



Menu

Help you to
Select a method

JToolBar

Help you
to
Select a
method

JPanel

- Checkbox and Choice
- It's automatically update and view of your drawing

JMenu

Commands to End,
Clear or Save the Points

Class and Method

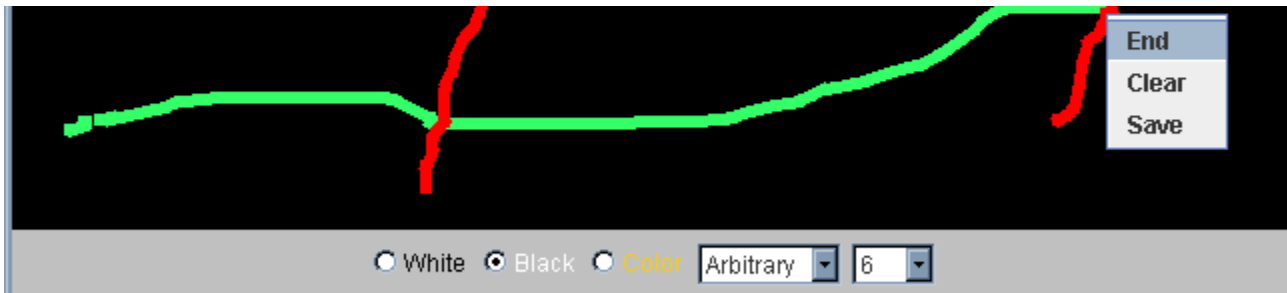
Class

GhinPaint
MousePopupListener
menuListener
GhinPaintControls
GhinPaintPanel

Method

createMenuBar()
clearDraw(Graphics2D g)
JPanelSetting(final JFrame j)
drawFile(Graphics2D g)
openFile()
mouseClicked()..etc
readPoint()
savePoint()
actionPerformed(ActionEvent ae)
itemStateChanged(ItemEvent e)
warnme(String message)
loadSetting()
saveSetting()
paintComponent(Graphics g))

Color Setting



- White, Black and Color = Set Background Color of Drawing Canvas
- You can set size of stroke.
- You can select modes of Lines.

- End is to end of point (use only for Arbitrary Line)
- Clear is to clear all your drawing.
- Save to save points of your drawing (including the color)

saveSetting() and Properties File

```
public void saveSetting()
{
    try
    {
        FileOutputStream outfl = new FileOutputStream(sfille);
        ghinprops.setProperty("MainPath",PathTextfield.getText());
        ghinprops.setProperty("Foreground",String.valueOf(cf.getRGB()));
        ghinprops.setProperty("Background",String.valueOf(cb.getRGB()));
        ghinprops.setProperty("StrokeSize",StrokeTextfield.getText());
        ghinprops.save(outfl,"Ghin Ver 1.0 Pekanbaru 2007 - Properties File ");
        outfl.close();
    }
    catch (IOException ex)
    {
        warnme(""+ex.getMessage());
    }
}
```

Ghin.properties

```
#Ghin Ver 1.0 Pekanbaru 2007 - Properties File
#Mon Oct 22 13:41:28 ICT 2007
Background=-65485
StrokeSize=1
Foreground=-13421773
MainPath=C:\\\javaapp\\GhinPaint
```

Source Code

- The completed source code is at <http://javageo.com>
- Or inside the directory GhinPaint file javageo group.
- You can download the source code...
Play ,Modify and be succesfull with it...!
Good luck !!

See you on next volume and series !!